



Location: **Business Bay, Dubai**

No. of Floors: **18**

Type: **Residential**

A global benchmark of prosperity, progressiveness and high living standards, Dubai today is the most glittering and vibrant city of the Middle East. Offering every ingredient of a discerning lifestyle like modern skyscrapers, green residential communities, fabulous shopping malls, world-class amenities, stunning golf courses, fun-filled entertainment venues and more. At the heart of this progressive destination and on the banks of the extended creek, a sprawling city is being built - Business Bay, the region's business capital.

Studio area ranging from 684 - 698 sq. ft.

1 B/R area ranging from 684 - 1067 sq. ft.

2 B/R area ranging from 1148 - 1926 sq. ft.

Facilities & Amenities

- Podium level garden with swimming pool, spa & outdoor sitting area
- Basement and podium car park
- Fully equipped gymnasium
- Separate sauna, steam and lockers for men and women
- 24-hour security systems
- Close Circuit TV System
- High speed internet connectivity
- Access control system
- Fire alarm system
- Central air conditioning
- Backup power system
- Building management system

Location Map





Fairview Residency
Business Bay

1st FLOOR

FURNITURE LAYOUT



1 B/R - Type B
Flat 7



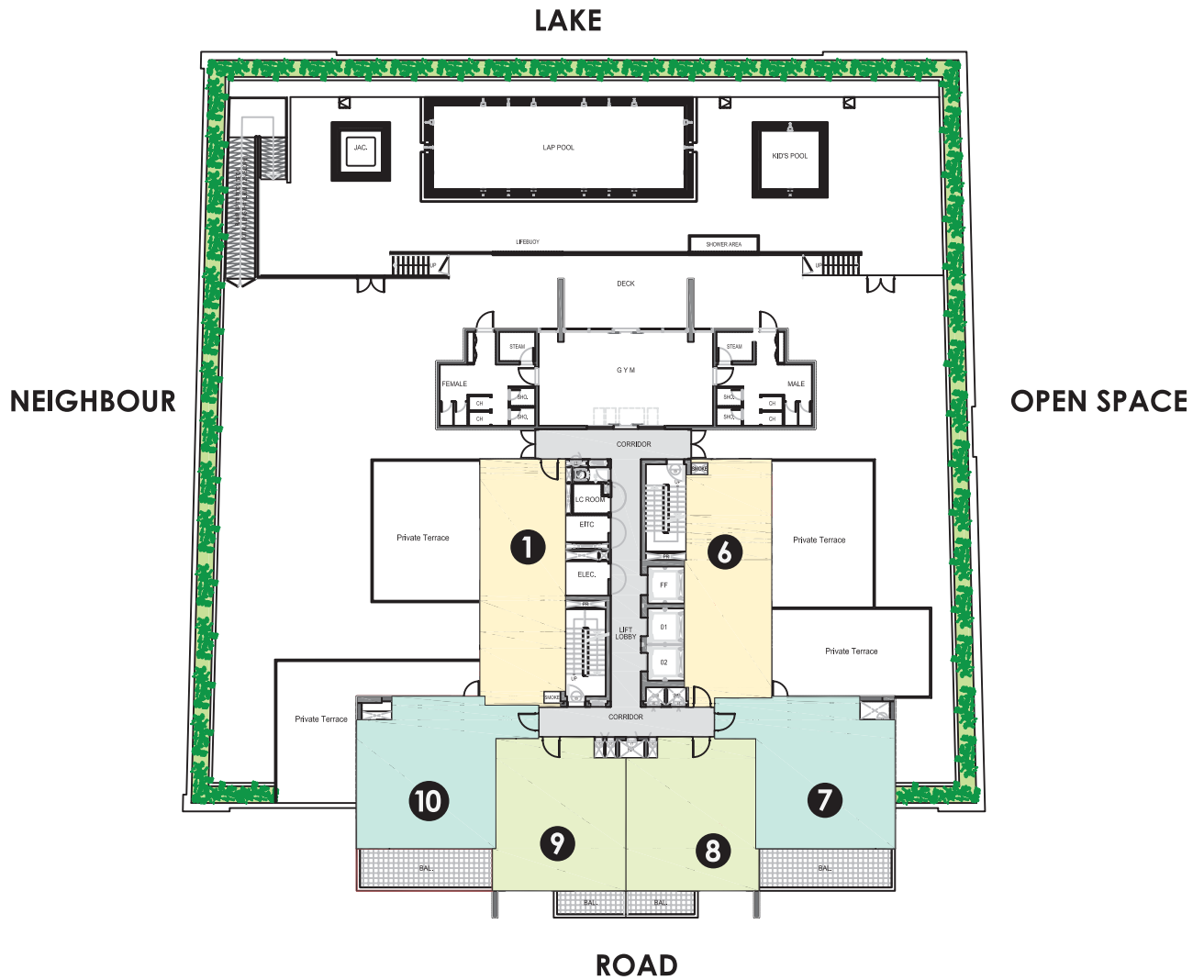
1 B/R - Type A
Flat 1&6



1 B/R - Type B
Flat 10

1st FLOOR

FLOOR PLAN

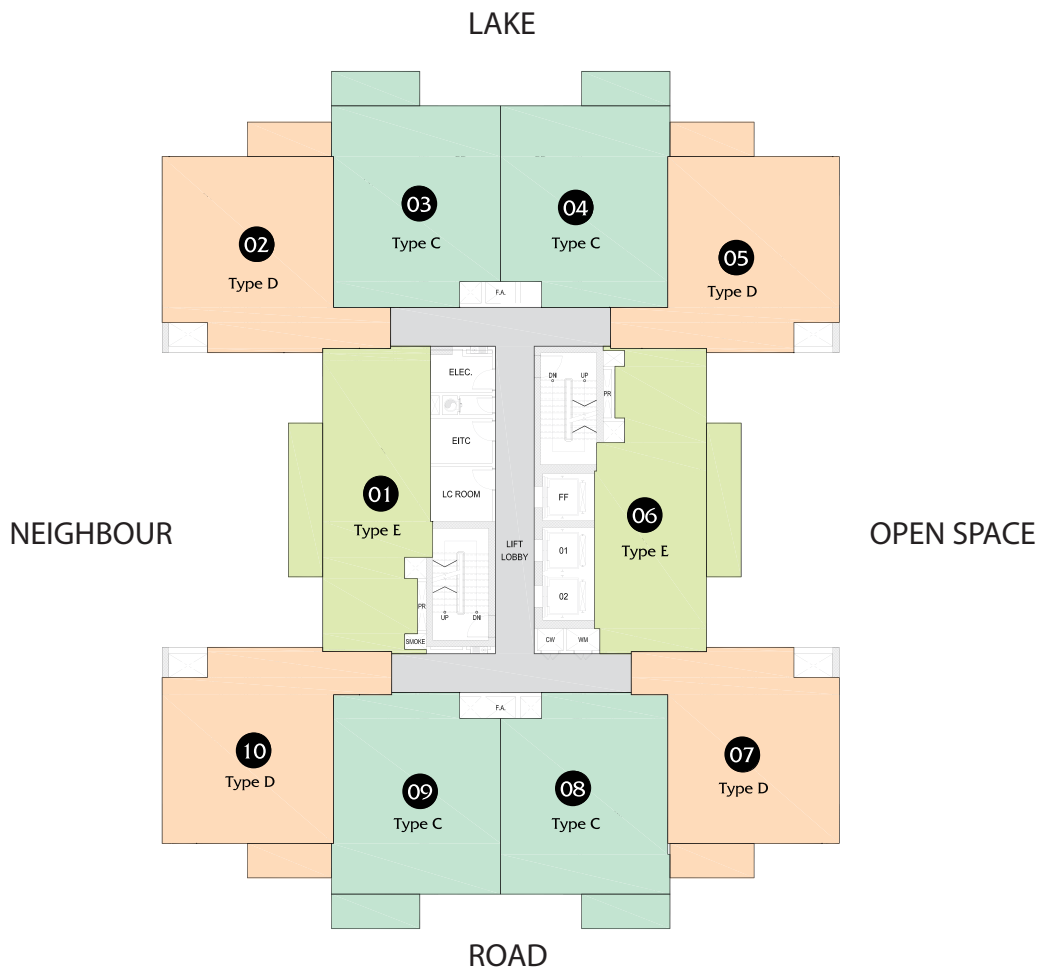


UNIT No.	TYPE	VIEW	AREA SQFT	BALCONY	TERRACE	TOTAL SQFT
FLAT - 1	1 Bed	NEIGHBOR	714.51		586.20	1,300.71
FLAT - 2						
FLAT - 3						
FLAT - 4						
FLAT - 5						
FLAT - 6	1 Bed	OPEN SPACE	699.87		597.29	1,297.16
FLAT - 7	1 Bed	OPEN SPACE/ROAD	806.76	220.44	539.06	1,566.26
FLAT - 8	1 Bed	ROAD	723.77	68.78		792.55
FLAT - 9	1 Bed	ROAD	723.77	68.78		792.55
FLAT - 10	1 Bed	ROAD	794.27	220.44	634.53	1,649.25

NOT AVAILABLE FOR SALE

2nd - 16th FLOOR

FLOOR PLAN



UNIT No.	TYPE	VIEW	AREA SQFT	BALCONY	TOTAL (1 FLAT)	FLOOR (NOS)	TOTAL SQFT
FLAT - 1	1 Bed	NEIGHBOR	714.51	125.83	840.34	15.00	12,605.08
FLAT - 2	1 Bed	NEIGHBOR/ LAKE	755.63	69.86	825.48	15.00	12,382.26
FLAT - 3	1 Bed	LAKE	706.65	71.69	778.34	15.00	11,675.08
FLAT - 4	1 Bed	LAKE	706.65	71.69	778.34	15.00	11,675.08
FLAT - 5	1 Bed	LAKE / OPEN SPACE	755.63	69.86	825.48	15.00	12,382.26
FLAT - 6	1 Bed	OPEN SPACE	699.87	125.83	825.70	15.00	12,385.49
FLAT - 7	1 Bed	OPEN SPACE/ ROAD	806.76	69.86	876.61	15.00	13,149.19
FLAT - 8	1 Bed	ROAD	723.55	71.69	795.24	15.00	11,928.57
FLAT - 9	1 Bed	ROAD	723.55	71.69	795.24	15.00	11,928.57
FLAT - 10	1 Bed	ROAD	794.27	69.86	864.13	15.00	12,961.90

2nd - 16th FLOOR

FURNITURE LAYOUT



1 B/R Type D
Flat 2, 5, 7
& 10



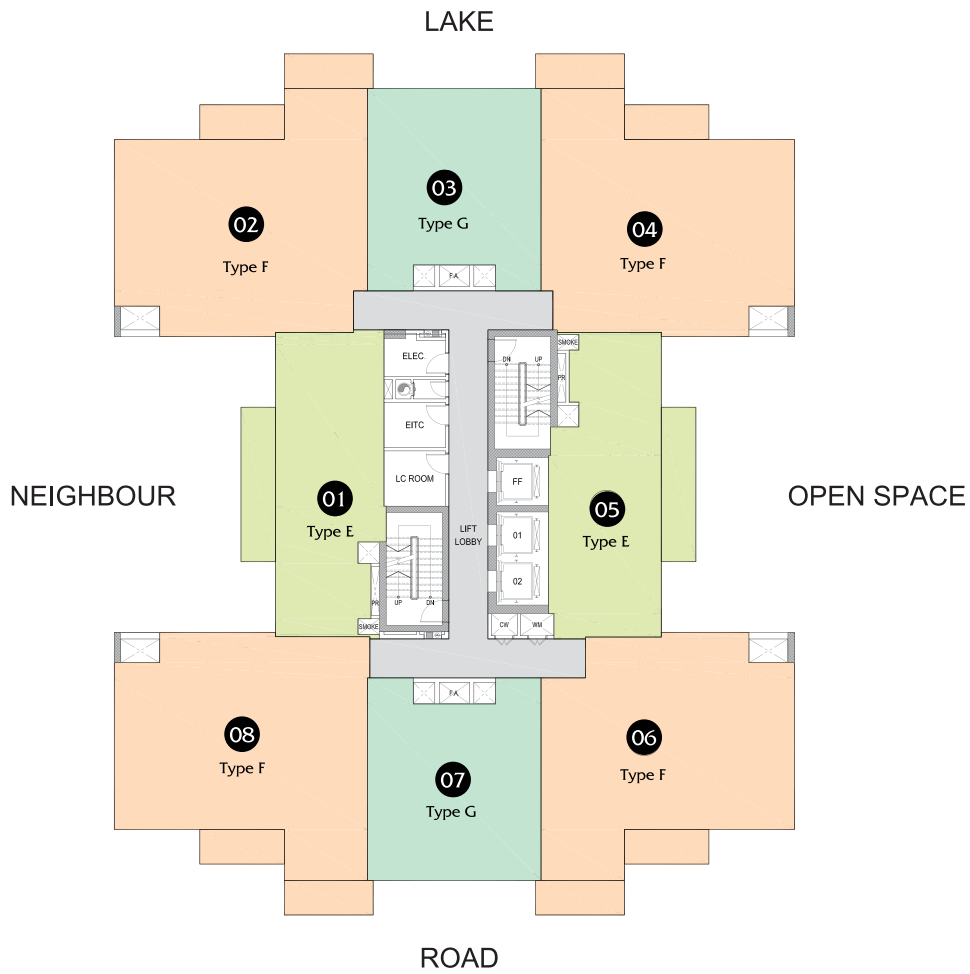
1 B/R Type C
Flat 3, 4, 8
& 9



1 B/R Type E
Flat 1 & 6

17th FLOOR

FLOOR PLAN



UNIT No.	TYPE	VIEW	AREA SQFT	BALCONY	TOTAL SQFT
FLAT - 1	1 Bed	NEIGHBOR	714.51	125.83	840.34
FLAT - 2	2 Bed	NEIGHBOR/ LAKE	1,129.13	141.55	1,270.68
FLAT - 3	1 Bed	LAKE	669.84		669.84
FLAT - 4	2 Bed	LAKE/ OPEN SPACE	1,159.49	141.55	1,301.03
FLAT - 5	1 Bed	OPEN SPACE	699.87	125.83	825.70
FLAT - 6	2 Bed	OPEN SPACE/ ROAD	1,187.15	141.55	1,328.70
FLAT - 7	1 Bed	ROAD	686.20		686.20
FLAT - 8	2 Bed	ROAD	1,182.09	141.55	1,323.64

FURNITURE LAYOUT



1 B/R - Type G
Flat 3&7

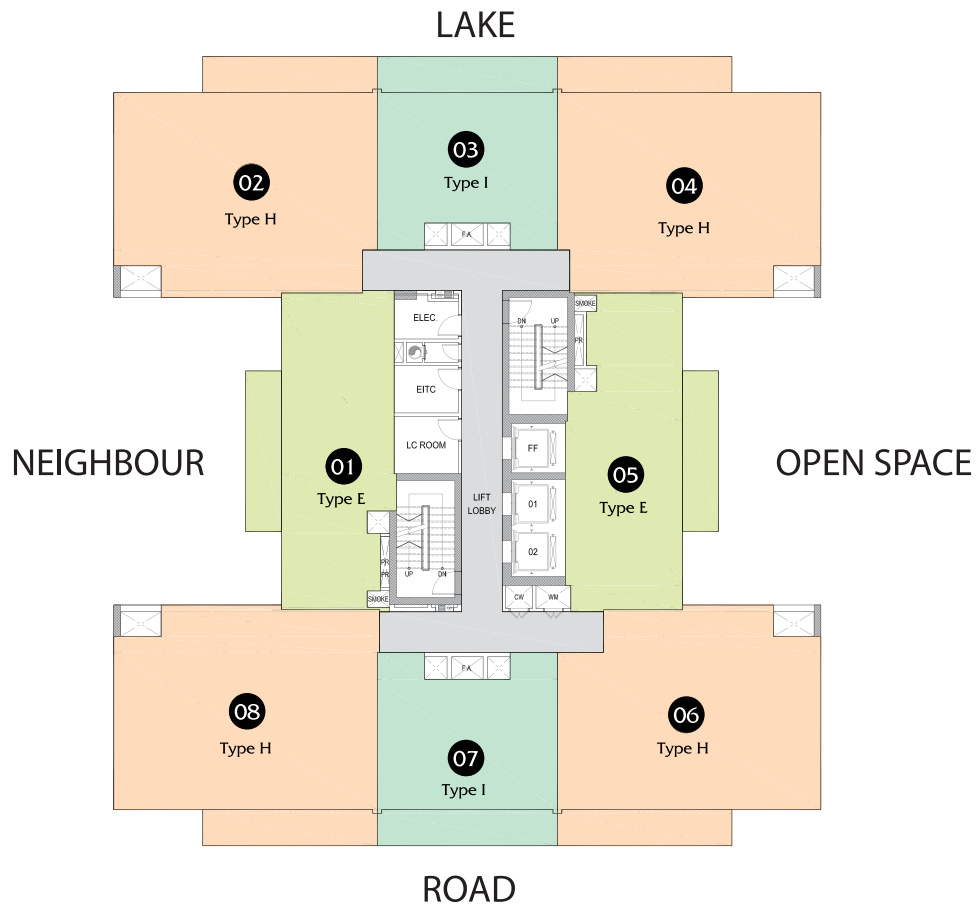


1 B/R - Type E
Flat 1&5



2 B/R - Type F
Flat 2,4,6
&8

18th FLOOR



F
L
O
O
R
P
L
A
N

UNIT No.	TYPE	VIEW	AREA SQFT	BALCONY	TOTAL SQFT
FLAT - 1	1 Bed	NEIGHBOR	714.51	125.84	840.35
FLAT - 2	2 Bed	NEIGHBOR/ LAKE	1,039.58	182.88	1,222.46
FLAT - 3	STUDIO	LAKE	490.40	176.53	666.93
FLAT - 4	2 Bed	LAKE / OPEN SPACE	1,069.93	182.88	1,252.81
FLAT - 5	1 Bed	OPEN SPACE	699.87	125.83	825.70
FLAT - 6	2 Bed	OPEN SPACE/ROAD	1,079.08	219.15	1,298.24
FLAT - 7	STUDIO	ROAD	471.67	211.51	683.19
FLAT - 8	2 Bed	ROAD	1,072.95	219.15	1,292.10

18th FLOOR

FURNITURE LAYOUT



STUDIO - Type - I
Flat 3&7



1 B/R - Type - E
Flat 1&5



2 B/R - Type H
Flat 2,4,6
&8

